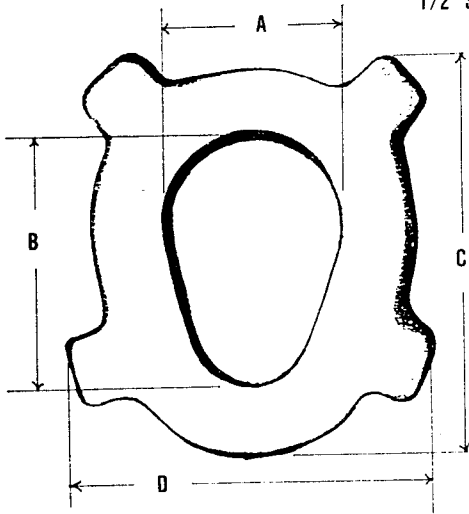
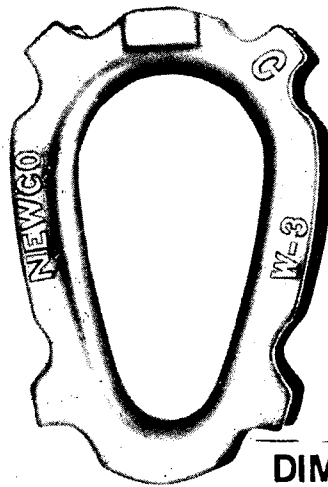
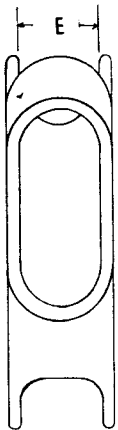


\* 1/2" STEEL GUSSET CAST IN LOWER HALF OF THIMBLE — SEE G & H.

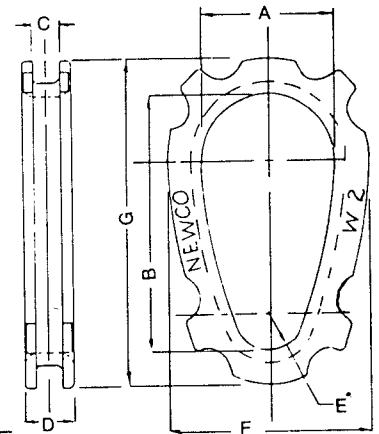


**TOWING THIMBLE**  
For Synthetic Rope

Galvanized-Steel-Painted



**SLIP-THRU THIMBLE**



**DIMENSIONS & DATA**

ROPE CIRCUM.	ROPE DIA.	A	B	C	D	E	WT. LBS.
4-5	1 1/4-1 5/8	3 1/4	5	7 3/4	6 3/4	1 13/16	5
6-7	2-2 1/4	3 3/8	5 3/4	9 3/8	9	2 5/8	13 1/2
8	2 5/8	4 1/4	6 1/2	10 3/4	10 7/8	3	19
9	3	4 3/4	7 3/8	12 1/16	12 5/16	3 5/16	27 3/4
10	3 1/4	5	7 13/16	13	13 1/8	3 5/8	41
12	3 1/2-4	6 3/8	9 1/2	15 7/8	15 7/8	4 1/2	56 1/2

**DIMENSIONS & DATA**

NEWCO NO.	SLING SIZE			DIMENSIONS							WT. LBS.
	SINGLE	8 PTS.	6 PTS.	A	B	C	D	E	F	G	
W-2	5/16-3/8	7/32-1/8	3/32-1/8	2 1/8	4 1/8	7/16	13/16	9/16	3 1/4	5 1/4	1.3
W-3	1/2-9/16	3/16	3/16	2 3/8	4 3/8	5/8	1	5/8	4	6	1.5
W-4	5/8-3/4	1/4	1/4-5/16	3 3/8	6 5/8	13/16	1 5/16	5/8	5 3/8	8 1/2	3.11
W-5	7/8-1	5/16	3/8	3 3/4	7 1/8	1 1/8	1 5/8	7/8	6 1/4	9 3/8	5.6
W-6	1 1/8-1 1/4	3/8	7/16	4 3/8	8 3/8	1 3/8	1 7/8	1	7 1/8	11	8.6
W-7	1 3/8-1 1/2	7/16-1/2	1/2	5	9 1/2	1 5/8	2 1/8	1 1/4	8 1/8	12 1/2	10
W-8	1 5/8-1 3/4	9/16	5/8	6 3/4	11 3/4	1 13/16	2 9/16	1 7/16	9 3/8	14 3/4	17.6
W-9	1 7/8-2	5/8	3/4	8	14 1/2	2 1/8	3 1/4	1 7/8	13	19 1/4	53
W-10	2 1/8-2 1/4	3/4	7/8-1	8	15 1/2	2 1/2	3 3/4	2	13	20 3/8	66
W-11		7/8-1	1 1/8	9	18 1/2	3 3/16	4 11/16	2 1/2	15 3/4	24 3/4	126