


# Western® Blocks For Manila Rope

## GIN BLOCKS FOR MANILA ROPE

For light hoisting by Roofers and Contractors

Furnished with drop forged swivel latch hooks.  
Can be furnished with SS-4055 hook latch.

T-350-C



Block Size (in.)	Stock No.				Sheave Size (in.)			Manila Rope Size (in.)	Working Load Limit * (lbs.)	Weight Each (lbs.)
	Fitting	T-350-C Painted	T-350-R Painted	T-350-B Painted	Outside Diameter	Rim Thickness	Bearing Diameter			
8	T	710001	710207	710403	8.00	1.25	.75	7/8	1000	9
10	T	710029	710225	710421	10.00	1.25	.88	1	1000	12
12	T	710047	710243	710449	12.00	1.38	.88	1	1000	16
14	T	710065	710261	710467	14.00	1.50	1.00	1	1000	20

\* Ultimate Load is 3 times the Working Load Limit.

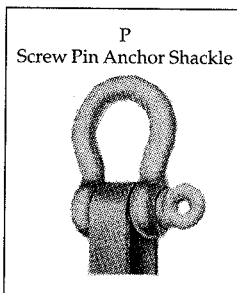
Bearing Code: C — Common Iron, R — Roller, B — Self-Lubricating Bronze Bushed

**SEE APPLICATION AND WARNING INFORMATION**


## PAINTER'S SUPPLY BLOCKS

For Manila Rope

- Furnished in Roller or Bronze Bushed.
- For 3/4" Manila Rope.
- Steel Parts are Galvanized.



with Loose Side Hooks with Latch



**HS-130-B**  
SINGLE



**HS-135-B**  
DOUBLE

Block Size (in.)	Fitting	Single Sheave		Double Sheave		
		HS-130 B Stock No. Galv.	HS-130 R Stock No. Galv.	HS-135 B Stock No. Galv.	HS-135 R Stock No. Galv.	P-135 B Stock No. Galv.
6	HS	601236	601094	631034	631016	—
6	P	—	—	—	—	8004829

Bearing Code: R—Roller, B—Self-Lubricating Bronze Bushed.

Block Size (in.)	Sheave Size (in.)			Manila Rope Size (in.)	Resultant Working Load Limit * (lbs.)		Weight Each (lbs.)	
	Outside Diam.	Rim Thickness	Center Pin Diam.		130 Single	135 Double	130 Single	135 Double
6	3.5	1.00	.50	3/4	1800	2500	5	10

\* Ultimate load is 4 times the Resultant Working Load Limit.