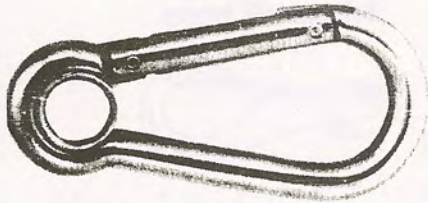


No. 316 STAINLESS STEEL SNAPS AND QUICK LINKS

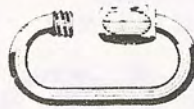
No. 2451S SNAPS
Stainless steel with ringed eye



Diameter stock	3/16	1/4	5/16
Size eye	1/4	5/16	3/8
Length overall	2-1/8	2-3/8	3-1/8
Snap opening	1/4	5/16	3/8
Working Load Lt.	100	140	280
Wgt. per 100	4	7	15

Diameter stock	3/8	7/16	1/2	1/2
Size eye	1/2	5/8	5/8	7/8
Length overall	4	4-3/4	5-1/2	6-3/8
Snap opening	1/2	5/8	3/4	1
Working Load Lt.	400	500	600	700
Wgt. per 100	30	43	60	80

No. 7350S QUICK LINKS
Stainless steel



Trade size	1/8	5/32	3/16	1/4
Length overall	1-3/8	1-9/16	1-7/8	2-1/4
Jaw opening	3/16	7/32	1/4	9/32
Working Load Lt.	110	154	374	552
Wgt. per 100	2	2-1/2	5	9

Trade size	5/16	3/8	1/2
Length overall	2-15/16	3-1/8	4-1/8
Jaw opening	3/8	7/16	19/32
Working Load Lt.	1410	1590	2560
Wgt. per 100	19	25	57

No. 7360S DELTA SHAPED QUICK LINKS
Stainless steel



Trade Size	1/8	3/16	1/4	5/16
Length Overall	1-1/4	1-9/16	1-7/8	2-3/16
Height Overall	1-7/16	1-7/8	2-3/16	2-7/8
Jaw Opening	3/16	1/4	9/32	13/32
Working Load Lt.	330	715	990	1,695
Wgt. per 100	2-1/4	5-1/2	9-1/2	21

Trade Size	3/8	1/2	9/16	5/8
Length Overall	2-3/8	2-15/16	3-3/8	3-11/16
Height Overall	3-1/8	4-1/8	4-13/16	5-7/16
Jaw Opening	7/16	19/32	21/32	3/4
Working Load Lt.	2,160	3,860	5,400	6,945
Wgt. per 100	27	62	98	149

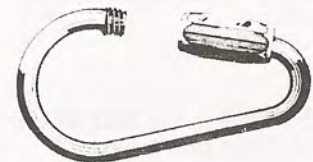
No. 7350ST QUICK LINKS
No. 304 Stainless steel



Trade size	1/8	5/32	3/16	1/4
Length overall	1-3/8	1-9/16	1-7/8	2-1/4
Jaw opening	3/16	7/32	1/4	9/32
Working Load Lt.	132	176	440	660
Wgt. per 100	1-3/4	2-1/2	4-1/2	8

Trade size	5/16	3/8	1/2
Length overall	2-15/16	3-1/8	4-1/8
Jaw opening	3/8	7/16	19/32
Working Load Lt.	1540	1760	2860
Wgt. per 100	17	23	51

No. 7370S PEAR SHAPED QUICK LINKS
Stainless steel



Trade Size	1/8	3/16	1/4	5/16
Length Overall	2-1/16	2-3/4	3-3/16	3-15/16
Height Overall	1-5/64	1-15/32	1-11/16	2
Jaw Opening	3/8	1/2	9/16	11/16
Working Load Lt.	285	595	880	1,455
Wgt. per 100	3	7	12	26

Trade Size	3/8	1/2	9/16
Length Overall	4-1/4	5-9/16	6-3/16
Height Overall	2-1/4	3	3-5/16
Jaw Opening	3/4	15/16	1-1/16
Working Load Lt.	1,850	3,305	4,630
Wgt. per 100	34	78	116

No. 5013S SWIVEL TRIGGER SNAPS
Stainless steel




Size eye	1/2	5/8
Length overall	2-1/2	2-5/8
Snap opening	1/2	1/2
Wgt. per 100	9-1/2	10

No. 5025S SWIVEL EYE LEASH SNAPS
Stainless steel



Size eye	1/2
Length overall	3
Snap opening	5/16
Wgt. per 100	6-1/2

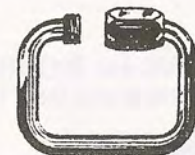
No. 7351S WIDE JAW QUICK LINKS
Stainless steel



Trade Size	1/8	3/16	1/4	5/16
Length Overall	1-13/16	2-7/16	2-3/4	3-7/16
Jaw Opening	3/8	1/2	9/16	11/16
Working Load Lt.	440	880	280	2,160
Wgt. per 100	2-1/2	6	10	22

Trade Size	3/8	1/2	9/16	5/8
Length Overall	3-3/4	4-7/8	5-9/16	6-5/16
Jaw Opening	3/4	15/16	1-1/16	1-1/8
Working Load Lt.	2,755	4,850	6,835	8,820
Wgt. per 100	29	65	101	153

No. 7380S SQUARE QUICK LINKS
Stainless steel



Trade size	7/64	1/8	5/32	3/16	1/4	9/32
Length overall	15/16	1-1/16	1-1/4	1-1/2	1-11/16	1-15/16
Height inside	11/16	7/8	1	1-1/8	1-1/4	1-5/16
Jaw opening	5/32	3/16	7/32	1/4	9/32	11/32
W.L.L.	85	155	220	330	550	880
Wgt. per 100	2	2-1/4	3-1/2	6	10	15

Trade size	5/16	3/8	7/16	1/2	9/16	5/8
Length overall	2-5/32	2-3/8	2-11/16	3-1/16	3-1/2	4-1/16
Height inside	1-7/16	1-9/16	1-11/16	1-15/16	2-1/4	2-1/2
Jaw opening	3/8	7/16	15/32	9/16	11/16	3/4
W.L.L.	1210	1540	1985	2425	3970	4850
Wgt. per 100	21	28	37	62	98	152

*Quick Links are not to be used for overhead lifting.