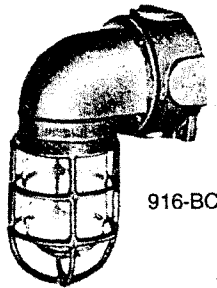


WATERTIGHT LIGHTING FIXTURES

60 & 100 Watt Bulkhead Mount with or without Switches

Catalog Number	Max. Watts	Replacement	
		Globe	Guard
915-B / 915-BC	60	500	516
916-B / 916-BC	100	600	517



916-BC

Cast Bronze. (For cast aluminum, add suffix letter "A" to catalog number.)

Globes: Clear screw type. Frosted or colored optional.

Connection Block: Suffix letter "C" after catalog number indicates 4-wire connection block is included.

Junction Box: #3111 4" diameter four-way drilling and tapping as indicated. (1-3/4" inside diam.; 1" maximum IPS). Also available with #2900 square box.

Outlet: Boxes furnished blank unless otherwise specified.

Lampholder: #684A1

Switch: Available with rubber boot type toggle switch by adding suffix letters "SW" to catalog number.

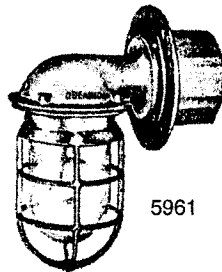
Thru Bulkhead Mounting

These fixtures are intended for inside or outside locations where it is desirable to be wired from behind the bulkhead, eliminating electric cables on bulkhead side of fixture.

Outlet: Max. IPS 1" Four-way.

Lampholder: #684A1

Connection Block: Two-wire.



5961

Catalog Number	Max. Watts	Replacement		Junction Box	
		Globe	Guard	Cat. No.	Depth
5960	60	500	516	2950	2-3/8
5961	100	600	517	2950	2-3/8
5962	60	500	516	2951	3-3/8
5963	100	600	517	2951	3-3/8

40 Watt - Cast Bronze - Keyless

Finish: Natural bronze.

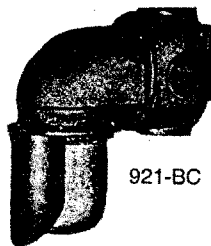
Globe: Screw type clear.

Connection Block: Suffix letter "C" after cat. no. indicates 4-wire block is included.

Junction Box: #3111 standard. 4" dia. 4-way drilling and tapping as indicated. 1-3/4" inside depth; 1" IPS. #2900 square box optional.

Outlet: Furnished blank unless otherwise specified.

Shield: Cast bronze. Adjustable for locking in position with threaded ring and knurled screw.



921-BC

Catalog No.		Replacement	
With Shield	Without Shield	Socket	Globe
921-B	760	684A1	500
921-BC	761	684A1	500

60-150 Watt - Bulkhead Mounting

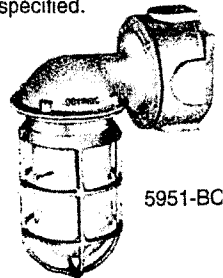
Cast bronze. (For cast aluminum, add suffix "A" to catalog number.)

Globes: Clear screw type. Frosted & colored optional.

Lampholders: #684A1

Outlets: Boxes furnished blank unless otherwise specified.

Catalog Number	Max. Watts	Replacement	
		Globe	Guard
5950-B / 5950-BC	60	500	516
5951-B / 5951-BC	100	600	517
5952-B / 5952-BC	150	700	518



5951-BC

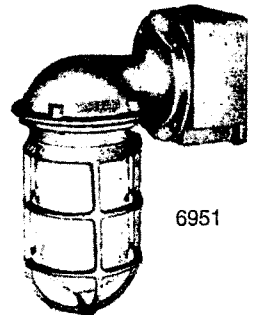
Junction Box: #3111 (inside depth 1-3/4"; Max. 1" IPS outlet; 4" diam.). Suitable for 4-way drilling & tapping.

Half Shield: Available by adding suffix letter "S" to catalog number.

Connection Block: Suffix letter "C" after catalog number indicates

4-wire connection block is included.

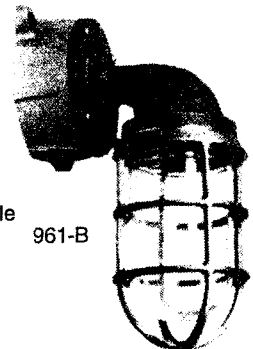
Catalog Number	Max. Watts	Replacement	
		Globe	Guard
6950	60	500	516
6951	100	600	517
6952	150	700	518



6951

Junction Box: #2900 square type permitting two 3/4" max. outlets or one 1-1/4" outlet per side. Includes 4-wire connection block.

Catalog Number	Max. Watts	Replacement	
		Globe	Guard
961-B / 961-BC	60	500	516
962-B / 962-BC	100	600	517
963-B / 963-BC	150	700	518



961-B

Junction Box: Standard 4" diam. 4-way drilling & tapping as indicated. Also available with #2900 square box.

Switch: Available with rubber boot toggle switch by adding suffix letters "SW" to catalog number.

Connection Block: Suffix letter "C" after catalog number indicates 4-wire connection block is included.

Let us help with those hard to find items !

