

BLOCKS & PULLEYS

Fig. 12



Fig. 25



Fig. 29



Fig. 13




Fig. 26



Fig. 30



Fig. 15



FIGURE 12: Cheek Block (Wire Rope)

Order No. Fig.-Size	Rope Dia.	Sheave Dia.	Sheave Width	Screw Size	Mall Iron Galv.	Bronze Plain
12-1	1/4	2	7/16	#12	•	•
12-2	3/8	3	3/4	#14	•	•
12-3	7/16	4	3/4	#14	•	•
12-3 1/2	1/2	4 1/2	3/4	#18	•	•
12-4	5/8	5	7/8	#18	•	•
12-5	3/4	6	1	#18	•	•

Fig. 16




FIGURE 13: Deck Block (Wire Rope)

Order No. Fig.-Size	Rope Dia.	Sheave Dia.	Sheave Width	Screw Size	Mall Iron Galv.	Bronze Plain
13-1	1/4	2	7/16	#12	•	•
13-2	3/8	3	5/8	#14	•	•
13-3	7/16	4	3/4	#14	•	•
13-3 1/2	1/2	4 1/2	3/4	#18	•	•
13-4	5/8	5	7/8	#20	•	•
13-5	3/4	6	1	#24	•	•

Fig. 18



FIGURE 15: Check Block (Rope)—Single

Order No. Fig.-Size	Rope Dia.	Sheave Dia.	Sheave Width	Screw Size	Mall Iron Galv.	Bronze Plain
15-0	1/4	1 1/8	3/4	#8	•	•
15-1	5/16	1 3/8	7/16	#10	•	•
15-2	3/8	1 1/2	1/2	#10	•	•
15-3	1/2	2	5/8	#14	•	•
15-4	5/8	2 1/2	3/4	#14	•	•
15-5	3/4	3	7/8	#16	•	•
15-6	7/8	3 1/2	1	#17	•	•

Fig. 19




FIGURE 16: Cheek Block (Rope)—Double

Order No. Fig.-Size	Rope Dia.	Sheave Dia.	Sheave Width	Screw Size	Mall Iron Galv.	Bronze Plain
16-11	5/16	1 3/8	7/16	#10	•	•
16-12	3/8	1 1/2	1/2	#10	•	•
16-13	1/2	2	5/8	#14	•	•

Fig. 20



FIGURE 18: Deck Block (Open) for Rope-Single

Order No. Fig.-Size	Rope Dia.	Sheave O.D.	Sheave Width	Screw Size	Mall Iron Galv.	Bronze Plain
18-0	5/16	1 3/8	7/16	#9	•	•
18-1	3/8	1 1/2	1/2	#12	•	•
18-3	1/2	2	5/8	#12	•	•
18-5	5/8	2 1/2	3/4	#16	•	•
18-7	3/4	3	7/8	#16	•	•

Fig. 21



* Minimum Order Quantity will Apply!

FIGURE 19: Deck Blocks (Open) for Rope (Double)

Order No. Fig.-Size	Rope Dia.	Sheave Dia.	Sheave Width	Screw Size	Mall Iron Galv.	Bronze Plain
19-2	3/8	1 1/2	1/2	#12	•	•
19-4	1/2	2	5/8	#12	•	•
19-6	5/8	2 1/2	3/4	#16	•	•
19-8	3/4	3	7/8	#16	•	•

FIGURE 20: Deck Block (Closed) for Rope (Single)

Order No. Fig.-Size	Rope Dia.	Sheave Dia.	Sheave Width	Screw Size	Mall Iron Galv.	Bronze Plain
*20-0	5/16	1 3/8	7/16	#9	•	•
20-1	3/8	1 1/2	1/2	#12	•	•
20-5	5/8	2 1/2	3/4	#16	•	•
20-7	3/4	3	7/8	#16	•	•

FIGURE 21: Deck Block (Closed) for Rope (Double)

Order No. Fig.-Size	Rope Dia.	Sheave Dia.	Sheave Width	Screw Size	Mall Iron Galv.	Bronze Plain
21-2	3/8	1 1/2	1/2	#12	•	•
21-6	5/8	2 1/2	3/4	#16	•	•

FIGURE 25: Wire Rope Upright Pulley (Single)

Order No. Fig.-Size	Rope Dia.	Sheave Dia.	Sheave Width	Screw Size	Mall Iron Galv.	Bronze Plain
25-10	3/16	2 1/2	3/8	#7	•	•
25-20	1/4	3 1/4	1/2	#12	•	•
25-30	3/8	4 1/2	5/8	#14	•	•

FIGURE 26: Wire Rope Upright Pulley (Double)

Order No. Fig.-Size	Rope Dia.	Sheave Dia.	Sheave Width	Screw Size	Mall Iron Galv.	Bronze Plain
26-110	3/16	2 1/2	3/8	#7	•	•
26-120	1/4	3 1/4	1/2	#12	•	•
26-130	3/8	4 1/2	5/8	#14	•	•

Figure 29: Wire Rope Side Pulley (Single)

Order No. Fig.-Size	Rope Dia.	Sheave Dia.	Sheave Width	Screw Size	Mall Iron Galv.	Bronze Plain
29-1	3/16	2 1/2	3/8	#7	•	•
29-2	1/4	3 1/4	1/2	#10	•	•
29-3	3/8	4 1/2	5/8	#12	•	•

FIGURE 30: Wire Rope Side Pulley (Double)

Order No. Fig.-Size	Rope Dia.	Sheave Dia.	Sheave Width	Screw Size	Mall Iron Galv.	Bronze Plain
30-11	3/16	2 1/2	3/8	#7	•	•
30-12	1/4	3 1/4	1/2	#10	•	•
30-13	3/8	4 1/2	5/8	#12	•	•

ORDER BY: Order No. (Fig-Size), Description, Material, Finish and Product Name or Description
 Example: 017 x 3/8 x Polished Brass Strap Eye, Swivel Bolt Snap